


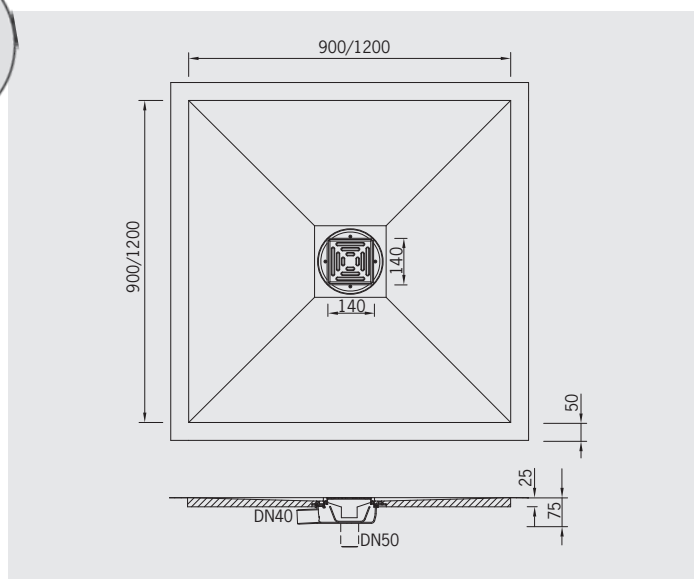
- Pre-fabricated elements for the construction of floor-level showers
- made of extra stable Polyurethane-integral-hard foam (PUR)
- can be tiled directly

Shower floor elements made of PUR with central punctual drainage

Ultraflat and heavy duty!



Shower floor element "ultraflat" made of PUR 900x900x25 mm with central drain



■ Shower element „ultraflat“ made of PUR with central drain

■ 90x90 cm, vertical drain

Art.-No. 1803.S 275,- €

■ 90x90 cm, horizontal drain

Art.-No. 1803.W 275,- €

■ 120x120 cm, vertical drain

Art.-No. 1804.S 350,- €

■ 120x120 cm, horizontal drain

Art.-No. 1804.W 350,- €

- made of high grade, CFC-free and extra stable Polyurethane-integral-hard foam (PUR)
- heat and condensation insulated
- can be tiled directly
- **with high point loading ratio, therefore also suitable for wheelchairs**
- with horizontal or vertical drain made of PUR
- with stainless steel grate 140x140 mm. Designer grate available at extra cost, see page 43)
- with new odour trap made of hygienic EPDM
- All of the individual pieces of the odour trap can be easily removed and cleaned!
- with built in 4-sided slope
- **with extra low installation height!**
- with expanded, absolutely waterproof sealing foil with overlap, therefore reliable sealing of all of the connections (Floor/Floor, Floor/Wall)
- A connecting-sealing strip for the internal corners is included in the scope of delivery (Art-No. 1894).
- square-shaped 90 x 90 cm or 120 x 120 cm
- **Square or rectangular special shapes as well as quarter-circles and pentagonal forms up to 120 x 120 can be supplied at extra cost (67,- €, Art.-No. 1899.0) on request! See page 51.**

Technical data

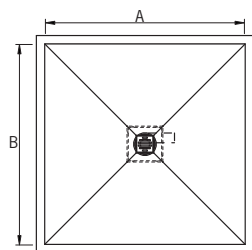
Dimensions	900 x 900 x 25 mm 1200 x 1200 x 25 mm
Height of PUR panel	25 mm
Height with drain siphon (horizontal)	75 mm without use of adjustable feet 100 mm with adjustable feet (minimum) 120 mm with adjustable feet (max.) Height of the adjustable feet 55 mm
Drain connection	DN 40 horizontal DN 50 vertical
Drainage capacity	0,7 l/s
Gradient	ca. 2 ‰
Strength	ca. 350 kg/m ²
Density	ca. 400 kg/m ³
Tile height	8-45 mm
Inlet grate stainless steel	140x140 mm
Water sealing height	40 mm
Sealing strip overlap	50 mm

Included in scope of delivery:



The new bathroom drain made of PUR (black), vertical or horizontal, belongs to the scope of delivery for the corresponding shower floor element

- with odour trap made of EPDM
- all of the individual pieces of the odour trap can be easily removed
- large water sealing volume due to large sealing water container made of EPDM



Size A:

Size B:

Size A and Size B max. 120 cm

Shower floor element (PUR)

with central drain

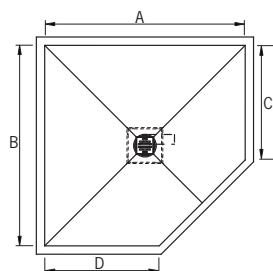
vertical horizontal

Enquiry

Order

Height-equalisation plate (EPS)

Thickness _____ cm



Size A:

Size B:

Size C:

Size D:

Size A and Size B max. 120 cm

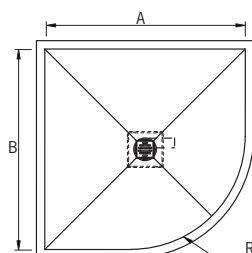
Shower floor element (PUR)

with central drain

vertical horizontal

Height-equalisation plate (EPS)

Thickness _____ cm



Size A:

Size B:

Size R:

Size A and Size B max. 120 cm

Shower floor element (PUR)

with central drain

vertical horizontal

Height-equalisation plate (EPS)

Thickness _____ cm

Please note:

All Grumbach shower floor elements have a 5 cm wide **sealing foil cover**.

Through the cutting of the Grumbach shower floor element, the ends of the sloping lines no longer end in the corners of the elements. After cutting, the surrounding edge of the shower element is no longer of uniform height. This can be remedied on site with the corresponding tile adhesive.

The adjusting plates **only fit onto the Grumbach shower floor elements**.

Please fill out:

Sender/Stamp

Contact person

Telephone

Fax

Date/Signature