


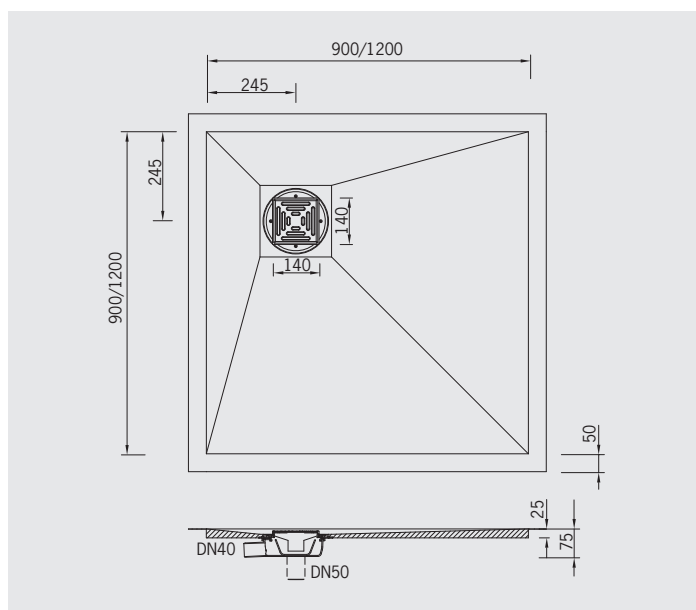
- Pre-fabricated elements for the construction of floor-level showers
- made of extra stable Polyurethane-integral-hard foam (PUR)
- can be tiled directly

■ Shower floor elements made of PUR with decentralized punctual drainage

Ultraflat and heavy duty!



Shower floor element "ultraflat" made of PUR 900x900 x 25 mm with eccentric drain



■ Shower element "ultraflat" made of PUR with eccentric drain

■ 90x90 cm, vertical drain

Art.-No. 1843.S 295,- €

■ 90x90 cm, horizontal drain

Art.-No. 1843.W 295,- €

■ 120x120 cm, vertical drain

Art.-No. 1844.S 370,- €

■ 120x120 cm, horizontal drain

Art.-No. 1844.W 370,- €

- made of high grade, CFC-free and extra stable Polyurethane-integral-hard foam (PUR)
 - heat and condensation insulated. 100% watertight
 - can be tiled directly
 - **with high point loading ratio, therefore also suitable for wheelchairs**
 - with horizontal or vertical drain made of PUR
 - with stainless steel grate 140x140 mm
 - with new odour trap made of hygienic EPDM
 - All of the individual pieces of the odour trap can be easily removed and cleaned!
 - with built in 4-sided slope
 - **with extra low installation height!**
 - with expanded, absolutely waterproof sealing foil with overlap, therefore reliable sealing of all of the connections (Floor/Floor, Floor/Wall)A connecting-sealing strip for the internal corners is included in the scope of delivery (Art.-No. 1894).
 - square-shaped 90 x 90 cm or 120 x 120 cm
 - **Special shapes available at extra cost (67,-€, Art.-No. 1899.0)!**
- See form on page 52**



Technical data

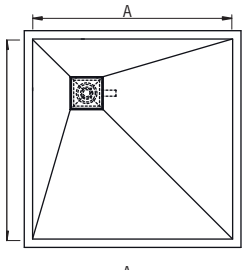
Dimensions	900 x 900 x 25 mm
	1200 x 1200 x 25 mm
Height of PUR panel	25 mm
Height with drain siphon (horizontal)	75 mm without use of adjustable feet 100 mm with adjustable feet (min.) 120 mm with adjustable feet (max.) Height of the adjustable feet 55 mm
Drain connection	DN 40 horizontal DN 50 vertical
Drainage capacity	0,7 l/s
Gradient	ca. 2 %
Strength	ca. 350 kg/m ²
Density	ca. 400 kg/m ³
Tile height	8-45 mm
Inlet grate stainless steel	140x140 mm
Water sealing height	40 mm
Sealing strip overlap	50 mm

■ Extra cost for design grate made of stainless steel

Art.-No. 1843.8x8 (fig. left) 100,- €

Art.-No. 1843.2x2 (fig. right) 100,- €





Size A:

Size B:

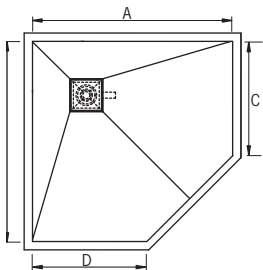
Size A and Size B max. 120 cm

Shower floor element (PUR)
with eccentric drain vertical horizontal

Height-equalisation plate (EPS)
Thickness _____ cm

Enquiry

Order



Size A:

Size B:

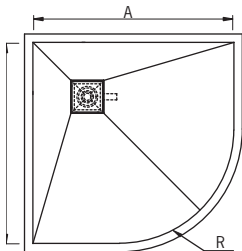
Size C:

Size D:

Size A and Size B max. 120 cm

Shower floor element (PUR)
with eccentric drain vertical horizontal

Height-equalisation plate (EPS)
Thickness _____ cm



Size A:

Size B:

Size R:

Size A and Size B max. 120 cm

Shower floor element (PUR)
with eccentric drain vertical horizontal

Height-equalisation plate (EPS)
Thickness _____ cm

Please note:

All Grumbach shower floor elements have a 5 cm wide **sealing foil cover**.

Through the cutting of the Grumbach shower floor element, the ends of the sloping lines no longer end in the corners of the elements. After cutting, the surrounding edge of the shower element is no longer of uniform height. This can be remedied on site with the corresponding tile adhesive.

The adjusting plates **only fit onto the Grumbach shower floor elements**.

Please fill out:

Sender/Stamp

Contact person

Telephone

Fax

Date/Signature