

The **comfortable**
alternative!



Pre-fabricated bathrooms Program 2022.I

Pre-fabricated bathrooms in modular design.
Saves time, costs and space during planning,
transport and installation.

Made
in Germany!
Developed
and produced
in Germany



Karl Grumbach GmbH & Co. KG · Breitteilsweg 3 · 35581 Wetzlar · Germany

Phone 0049 64 41 97 72-0 · Telefax 0049 64 41 97 72-20

www.grumbach.net · grumbach@grumbach.net

■ Contents pre-fabricated bathrooms

71–72	Pre-fabricated bathroom UNIVERSAL
73–74	Pre-fabricated bathroom BASIS
75	Pre-fabricated bathroom SPARTA
76	Pre-fabricated bathroom WC-Kabine
77–78	Pre-fabricated bathroom FRANKFURT
79–81	Pre-fabricated bathroom INDIVIDUAL
82–86	Model variations and prices
87	Accessories pre-fabricated bathrooms
88	“A bathroom in one day”
91	Grumbach sales area representatives

■ The most important characteristics of the Grumbach pre-fabricated bathrooms

- Pre-fabricated bathrooms in modular design, consisting of wall elements, floor parts, ceiling and door, able to be moved by hand (problem-free installation in old buildings)
- **Large selection of models**
- Suitable for the left or right hand room corner
- **Saves time, money and space when planning and installing**
- **Durable and strong**
- Fully fitted
- Internal and external surfaces fully finished
- **Technology remains accessible**
- **Problem-free assembly and connection** on site following the building block system
- **Functional and comfortable** requiring the minimum of space
- **Easily maintained**, no limescales
- Many practical **worktops** and extras
- In the case of connection problems, also available with **special accessories** (milling pump, ventilator wit charcoal filter) at extra cost.

■ The family company Grumbach

The family company Grumbach has produced, sold and installed (if required) space-saving, pre-fabricated wet cells (pre-fabricated bathrooms) in light construction (element construction) since 1974.

Grumbach has combined the use of high quality materials and first class craftsmanship so well with this fully thought out production concept that the unconventional pre-fabricated bathroom is now highly regarded.

The pre-fabricated bathrooms from Grumbach are ideal for the renovation and modernisation of old buildings such as hotels, guest-houses, apartments and commercial buildings, etc.





Pre-fabricated bathrooms from Grumbach

save time, money and space when planning and installing

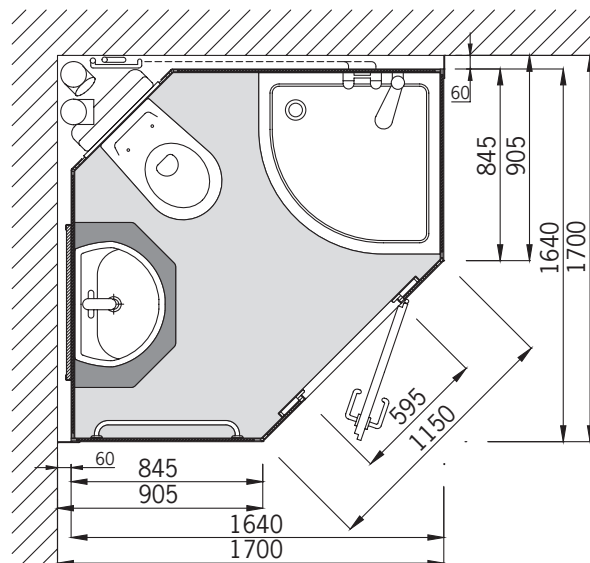


Scan the QR Code and watch the [installation video](#) for the pre-fabricated bathroom UNIVERSAL

■ Pre-fabricated bathroom UNIVERSAL

General description

- Body made of element units in light construction (low weight!)
- Walls, floor, ceiling and access door are made of high-quality plastic (PS)
- Cabinet colour: white
- Floor covering is PVC
- Waterproof, white access door made of PS with ventilation grate, door lock with "occupied" sign and two clothes hooks
- Light switch outside next to the access door with indicator light
- Base in sandwich construction with dual sided strengthened coating and PS hard foam core
- The base has a lip 1.5 cm high around the rim creating a tub
- Base with adjustable feet for easy positioning
- Water pipes made of plastic pre-assembled to the assembly duct
- Draining pipes made of HT pipes, pre-fitted to assembly duct
- Access panel to the connection duct
- Lighting is provided by ceiling lamps (3)
- Including material for electrical installation
- Equipment for a ventilation connection - DN 100
- 2 flexible connection hoses for cold and hot water, 1m long, 3/4" x 1/2"
- Two facings made of plastic for the walls are included in the scope of delivery
- The access height is only about 8 cm.



Pre-fabricated bathroom UNIVERSAL
is the ideal solution for installation in the corner. **It requires less than 3 m² floor space!**

Pre-fabricated bathroom UNIVERSAL

complete and high-quality equipped pre-fabricated bathroom with quarter-circle shower, wall-hanging ceramic **WC** and porcelain washstand; suitable for the right-hand or left-hand room corner.

■ Equipment and interior pre-fabricated bathroom UNIVERSAL

Interior design WC-area (WC)

- Ceramic WC- wall hanging toilet seat with lid, white
- Concealed cistern with "SIGMA 01" flush panel, white, from GEBERIT
- Toilet paper holder made of chrome

Interior design Washstand area (WT)

- Porcelain washstand 55 x 43 cm, white, Bottle siphon, corner valve and drain made of chrome
- Chrome plated one handed mixer with ceramic seal
- Porcelain shelf
- Crystal mirror 120 x 80 cm
- Wetroom electric socket
- 2 towel hooks and a towel rail made of chrome
- with WT-base cabinet
- optional electric radiator for towels

Interior design Showering area (DU)

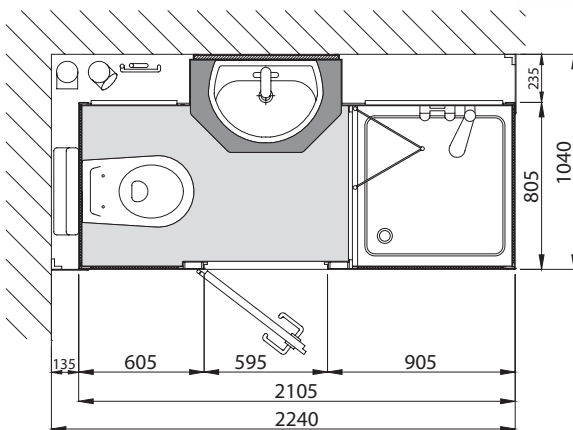
- Quarter circle shower tray 80x80 cm
- made of acrylic, white
- Access height approx. 20 cm
- Chrome plated one handed mixer with ceramic seal
- Shower set, brand name, chrome plate including soap dish
- High-quality Eloxal real glass doors



Scan the QR Code and watch the **in-stallation video** for the pre-fabricated bathroom BASIS

Pre-fabricated bathrooms from Grumbach

allow problem-free assembly on site following the building block system.



■ Pre-fabricated bathroom BASIS

General description

- Body made of element units in light construction (low weight!)
- Walls, floor, ceiling and access door made of high-quality plastic (PS)
- Cabinet colour: white
- Floor covering is PVC
- Water tight, white access door made of PS with ventilation grate, door lock with "occupied" sign and two clothes hooks
- Light switch outside next to the access door with indicator light
- Base in sandwich construction with dual sided strengthened coating and XPS hard foam core
- The base has a lip 1.5 cm high around the rim creating a tub
- Base with adjustable feet for easy positioning
- Water pipes made of plastic pre-assembled to the assembly duct
- Draining pipes made of HT pipes, pre-fitted to assembly duct
- Access panel to the connection duct
- Lighting is provided by ceiling lamps (3)
- Including material for electrical installation
- Equipment for a ventilation connection DN 100
- 2 flexible connection hoses for cold and hot water, 1 m long,
- Two facings made of plastic for the walls are included in the scope of delivery.
- The access height to the pre-fabricated is only about 8 cm.





Pre-fabricated bathroom BASIS

complete and high-quality pre-fabricated bathroom. Available in four different layouts (see page 82).

■ Equipment and interior design of the pre-fabricated bathroom BASIS

Interior design WC area (WC)

- Ceramic WC- wall hanging
- Toilet seat with lid, white
- Concealed cistern with flush panel "Sigma 01", Manufacturer GEBERIT®
- Toilet paper holder
- Elegant interior wall optic due to designer cladding panels (black)

Interior design Washstand area (WT)

- Porcelain washstand 55 x 43 cm, white
- Bottle siphon, corner valve and drain made of chrome
- Including undersink cupboard made of PS
- Chrome plated one handed mixer with ceramic seal
- Shelf made of plastic (PS) in the same colour as the cubicle
- Crystal mirror 120 x 70 cm
- Wetroom electric socket
- 2 towel hooks and a towel rail
- Elegant interior wall optic due to designer cladding panels (black)

Interior design Showering area (DU)

- Shower tray 80 x 80 cm made of ABS, white
- Access height approx. 17,5 cm
- Chrome plated one handed mixer with ceramic seal
- Shower set, brand name, chrome plated, including soap dish
- High-quality real glass folding sliding door

■ Pre-fabricated bathroom SPARTA

Complete and high-quality equipped pre-fabricated bathroom with wall-hung ceramic WC and washbasin and urinal; suitable for installation in the right- or left-hand corner of the room. The pre-fabricated bathroom SPARTA is also available with shower and WC or with shower and washstand. see the models below.

■ Pre-fabricated bathroom SPARTA

Complete and high-quality equipped pre-fabricated bathroom as industrial shower with shower, access room and bench; suitable for installation in the right- or left-hand corner of the room in narrow, right-angled room layout.



Pre-fabricated bathroom SPARTA, model 59.RBL

For further models, see page 83.

Pre-fabricated bathroom SPARTA, model 58.RBR

For further models, see page 83.

■ Pre-fabricated bathroom WC-cubicle

Complete and high-quality equipped pre-fabricated bathroom with wallhanging ceramic WC and washbasin; suitable for the right- and left-hand corner of the room in a space-saving right-angled room layout.

WC cubicles are available with only a WC or a WC and washbasin (instead of a hand wash basin), see list of models.



Scan the QR Code and watch the [in-stallation video](#) for the pre-fabricated bathroom WC-cubicle.



Pre-fabricated bathroom WC-cubicle, model 42.RBR
with WC and wash basin



Pre-fabricated bathroom WC-cubicle, model 41.RBR
with WC and hand wash basin



Pre-fabricated bathroom WC-cubicle, model 42.RBR
For further models, see page 85.



Pre-fabricated bathroom WC-cubicle, model 41.RBR
For further models, see page 85.



■ Pre-fabricated bathroom FRANKFURT

Complete and high-quality equipped pre-fabricated bathroom as industrial shower with shower, access room and bench; suitable for the right- and left-hand corner of the room in a space-saving right-angled room layout.

The pre-fabricated bathroom FRANKFURT is also available with shower and WC or with shower and washbasin, see list of models.



Pre-fabricated bathroom FRANKFURT, model 52.LSL
as industrial shower with access room and bench



Pre-fabricated bathroom FRANKFURT, model 52.LSL
For further models, see page 84.

■ Pre-fabricated bathroom FRANKFURT

Complete and high-quality equipped pre-fabricated bathroom as industrial shower with shower, access room and bench; suitable for the right- and left-hand corner of the room in a space-saving right-angled room layout.

The pre-fabricated bathroom FRANKFURT is also available with shower and WC or with shower and washbasin, see list of models.



Pre-fabricated bathroom FRANKFURT, model 50.LBR
with shower and floor stand WC




Pre-fabricated bathroom FRANKFURT, model 50.LBL
with shower, floor stand WC and small hand wash basin (extra equipment)



Pre-fabricated bathroom FRANKFURT, model 50.LBR
For further models, see page 84.



Pre-fabricated bathroom FRANKFURT, model 50.LBL
For further models, see page 84.



Pre-fabricated bathrooms INDIVIDUAL

A real alternative to conventional constructions.



■ Pre-fabricated bathroom INDIVIDUAL

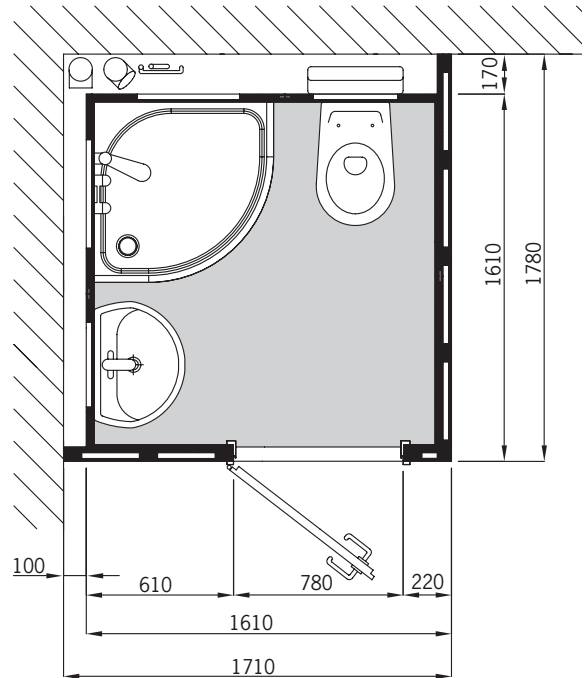
General description

- Body made of element units. Floor piece, walls and ceiling can be transported through normal doors.
- Floor piece shaped into a water-tight tub made of plastic (PVC) with surrounding 10 cm high edge, water-tight vinyl floor in tiled look.
- Very stable wall construction made of OSB panels with installation room for pipes and fastening equipment.
- Internal wall made of 8 mm thick, high-quality plastic panels in white (RAL 9016).
- Optionally available with internal walls with designed surface.
- Steel door frame and access door with ventilation grate, door lock with "occupied" sign and two clothes hooks
- Light switch outside next to the access door with indicator light
- Water pipes made of plastic from "REHAU" pre-assembled to the assembly duct
- Draining pipes made of HT pipes, pre-fitted to assembly duct
- Lighting with 4 LED lights built into the ceiling.
- Including material for electrical installation
- Equipment for a ventilation connection DN 100
- 2 flexible connection hoses for cold and hot water, 1m long
- Optionally with external cladding set, consisting of plasterboard and putty and quick assembly screws for a surface that can be wallpapered.

NEW!



Figure shows special equipment



Pre-fabricated bathroom **INDIVIDUAL Type I**

complete and high-quality fitted pre-fabricated bathroom with quarter-circle shower, wall-hanging ceramic WC and porcelain washstand: suitable for the right- or lefthand corner of the room in the case of a roughly square layout.

Also available as a **pre-fabricated bathroom INDIVIDUAL Type II** with narrow, right-angled layout, with square shower.

Pre-fabricated bathroom Individual Type I, model 60.RSL

For further models, see page 84.

■ Equipment and interior design pre-fabricated bathroom **INDIVIDUAL (Type I+II)**

Interior design WC area (WC)

- Ceramic WC, wall hanging
- Toilet seat with lid, white
- Concealed cistern with flush panel "Sigma 01", manufacturer GEBERIT®
- Toilet paper holder made of chrome

Interior design washstand area (WT)

- Porcelain washstand 55 x 43 cm, white
- Bottle siphon, corner valve and drain made of chrome
- Chrome plated one handed mixer with ceramic seal
- Porcelain shelf
- Crystal mirror 60 x 80 cm
- Wetroom electric socket
- 2 towel hooks and a towel rail

Interior design showering area (DU)

- Shower tray 80 x 80 cm (quarter-circle in Type I) made of acrylic, white, access height approx. 21 cm
- Shower tray 90 x 90 cm in Type II
- Chrome plated one handed mixer with ceramic seal
- Shower set, brand name, chrome plated including soap dish
- High-quality real glass sliding door



Figure shows special equipment



Figure shows special equipment



Pre-fabricated bathroom INDIVIDUAL Type I

OSB-panels afford greater stability; water supply and drainage to the assembly shaft are pre-fitted.

Model variations and prices 2022.I with production-ready order number		Prices in €
■ Pre-fabricated bathroom UNIVERSAL with shower, WC and washstand		170x170x226 cm (WxDxH)
13.RR	13.RL	8995,-
	<p>see image on page 71</p>	
■ Pre-fabricated bathroom BASIS with shower, WC and washstand		224x104x226 cm (WxDxH)
23.LBR	23.LBL	8495,-
23.RBL	23.RBR	8495,-
<p>see image on page 73</p>		

■ Explanation of the order numbers

Select your model and find your own order number. It is quite simple:

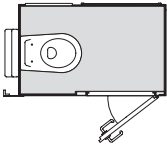
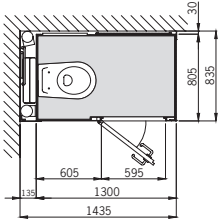
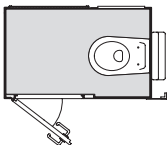
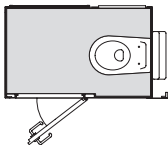
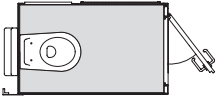
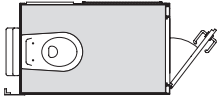
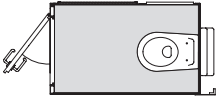
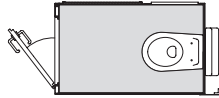
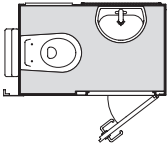
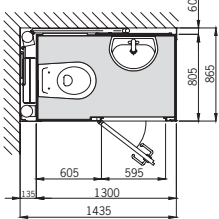
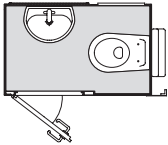
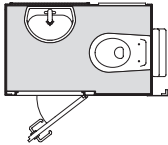
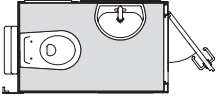
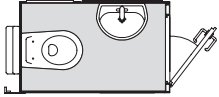
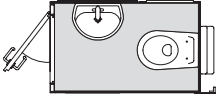
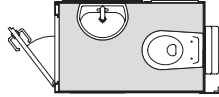
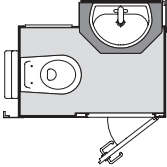
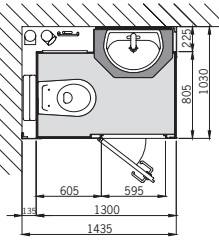
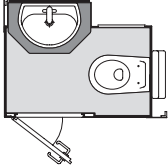
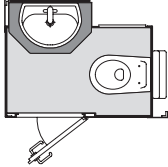
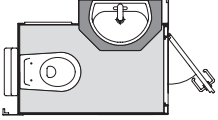
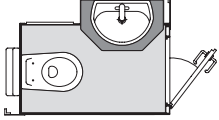
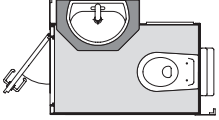
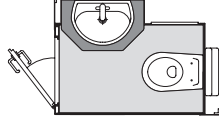
- The **number** refers to the model. Example: **23** bedeutet Modell BASIS mit DU, WC und WT.
- The **first letter** determines the positioning of the shower*: **L** = shower* left, **R** = shower* right
- The **second letter** determines the access: **B** = door on the broadside **S** = door on the narrow side
- The **third letter** determines the direction the door opens: **L** = door opens to the left **R** = door opens to the right

■ Model BASIS (**23**) with the shower on the left (**L**), door on the broadside (**B**) and opening to the right (**R**) has the order number **23.LBR**

* When there is no shower, the WC determines the configuration.

Model variations and prices 2022.I with production-ready order number				Prices in €
<div><div></div><div>Pre-fabricated bathroom SPARTA with shower, WC and hand wash basin</div><div>224x86,5x226 cm (WxDxH)</div></div>				
55.LBR	55.LBL	55.RBL	55.RBR	7700,-
<div><div></div><div>Pre-fabricated bathroom SPARTA with shower and WC</div><div>224x86,5x226 cm (WxDxH)</div></div>				
56.LBR	56.LBL	56.RBL	56.RBR	7200,-
<div><div></div><div>Pre-fabricated bathroom SPARTA with shower and washstand</div><div>208,5x86,5x226 cm (WxDxH)</div></div>				
57.LBR	57.LBL	57.RBL	57.RBR	7300,-
<div><div></div><div>Pre-fabricated bathroom SPARTA as industrial shower with shower, access room and bench</div><div>208,5x86,5x226 cm (WxDxH)</div></div>				
58.LBR	58.LBL	58.RBL	58.RBR	6495,-
			 see image on page 75	
<div><div></div><div>Pre-fabricated bathroom SPARTA with WC, hand wash basin and urinal</div><div>194x86,5x226 cm (WxDxH)</div></div>				
59.LBR	59.LBL	59.RBL	59.RBR	7250,-
		 see image on page 75		

Model variations and prices 2022.I with production-ready order number					Prices in €
Pre-fabricated bathroom FRANKFURT with shower and WC (floor-mounted) 162,5x103x226 cm (WxDxH)					
50.LBR	50.LBL	50.RBL	50.RBR		6175,-
50.LSR	50.LSL	50.RSL	50.RSR		6175,-
Pre-fabricated bathroom FRANKFURT with shower and washstand 162,5x103x226 cm (WxDxH)					
51.LBR	51.LBL	51.RBL	51.RBR		6475,-
51.LSR	51.LSL	51.RSL	51.RSR		6475,-
Pre-fabricated bathroom FRANKFURT as industrial shower with shower, access room and bench 162,5x103x226 cm (WxDxH)					
52.LBR	52.LBL	52.RBL	52.RBR		5650,-
52.LSR	52.LSL	52.RSL	52.RSR		5650,-
	 see image on page 77				

Model variations and prices 2022.I with production-ready order number				Prices in €
■ WC-cubicle with WC				143,5x83,5x226 cm (WxDxH)
40.LBR	40.LBL	40.RBL	40.RBR	4295,-
				
40.LSR	40.LSL	40.RSL	40.RSR	4295,-
				
■ WC-cubicle with WC and hand wash basin				143,5x86,5x226 cm (WxDxH)
41.LBR	41.LBL	41.RBL	41.RBR	4695,-
			 see image on page 76	
41.LSR	41.LSL	41.RSL	41.RSR	4695,-
				
■ WC-cubicle with WC and hand washstand				143,5x103x226 cm (WxDxH)
42.LBR	42.LBL	42.RBL	42.RBR	5295,-
			 see image on page 76	
42.LSR	42.LSL	42.RSL	42.RSR	5295,-
				

Model variations and prices 2022.I with production-ready order number				Prices in €
■ Pre-fabricated bathroom INDIVIDUAL Type I*				171x178x230 cm (WxDxH)
60.LBR	60.LBL	60.RBL	60.RBR	11 995,-*
60.LSR	60.LSL	60.RSL	60.RSR	11 995,-*
		 see image on page 78		
■ Pre-fabricated bathroom INDIVIDUAL Type II*				245x110x230 cm (WxDxH)
61.RBL	61.LBR	11 495,-*		
61.RBR	61.LBL	11 495,-*		

*The prices of the pre-fabricated bathroom series INDIVIDUAL include delivery within Germany and assembly (not electrical connections).

All prices are recommended retail prices excluding VAT, valid from July 1, 2022. Technical changes reserved!

Technical changes and errors are subject to change. Valid 06/2022

Accessories prices 2022.I	Order number	Prices in €
Extra accessories and work for Grumbach pre-fabricated bathrooms		
5 litre electric boiler for the washbasin hot water supply connected to a low pressure mixer	80	360,-
25-litre warm water boiler** , high pressure External boiler, 2 kW/230 V, for supplying a shower and a washbasin (multiple "extraction points" possible). Manufacturer Thermex IF 30 smart, incl. safety group (can be connected to an existing sewage line). Suitable for all pre-fabricated bathrooms.	904	675,-
Milling pump I** for connection of floor-mounted WC, hand wash basin, urinal and shower to a DN 40 drain pipe or when the drain level is too high. Manufacturer SFA SANIBROY, model »Sanipro XR«. The price also includes the equipment of the pre-fabricated bathroom for use of the milling pump. The pre-fabricated bathrooms are then supplied with a floor-standing WC instead of a wall-hanging WC. Suitable to the pre-fabricated bathroom series 40.XXX, 41.XXX, 50.XXX, 55.XXX, 56.XXX, 59.XXX .	86.1	1445,-
Milling pump II** for connection of WC-Wall, washstand and shower to a DN 40 drain pipe or when the drain level is too high. Manufacturer SFA SANIBROY, model "Sanipack". The price also includes the equipment of the pre-fabricated bathroom for use of the milling pump.	86.2	1520,-
Waste water lifting station I** for connection of a shower . Suitable to the pre-fabricated bathroom series 52.XXX, 58.XXX . Manufacturer SFA SANIBROY, model "Sanidouche". The price also includes the equipment of the pre-fabricated bathroom for use of the wastewater pumping station.	87.1	960,-
Waste water lifting station II** for connection of a shower and washstand . Suitable to the pre-fabricated bathroom series 51.XXX, 57.XXX . Manufacturer SFA SANIBROY, model "Sanivite". The price also includes the equipment of the pre-fabricated bathroom for use of the wastewater pumping station.	87.2	995,-
Ventilator DN 100 With backflow cover and relay, controlled via the light switch	90	320,-
Ventilator with fire prevention as described above, but with fire-proof casing	92	670,-
Ventilator with charcoal filter – when there is no ventilation pipe. With backflow relay.	93	630,-
Charcoal refill pack for filters (filter charcoal should be changed once a year)	94	96,-
Assembly costs for pre-fabricated bathrooms loading, transportation and assembly within Germany, including water connections to pipes shown in accordance with our plans, not including electrical connections ; depending on the order size, prices are net and per pre-fabricated bathroom	98	
Note: A qualified plumbing company is able to assemble and connect all of our pre-fabricated bathrooms with the help of our assembly instructions.	for 1 unit	1700,-
	for 2 units	1600,-
	for 3 units	1500,-
	for 4 units	1400,-
	for 5 units	1300,-

**** Attention: It is forbidden to use this pump for any industrial or commercial purpose!**

A qualified plumbing company is able to assemble and connect all of our prefabricated bathrooms (ex. INDIVIDUAL) with the help of our assembly instructions.

Watch our new video assembly instructions:

Grumbach pre-fabricated bathrooms can be assembled on site in record time using the building block method. **A bathroom in a day!**

■ Pre-fabricated bathroom UNIVERSAL

Scan the QR code or look at our YouTube channel to see the assembly of the UNIVERSAL pre-fabricated bathroom.



■ Pre-fabricated bathroom BASIS

Scan the QR code or look at our YouTube channel to see the assembly of the BASIS pre-fabricated bathroom.



■ Pre-fabricated bathroom WC-cubicle

Scan the QR code or look at our YouTube channel to see the assembly of the WC-cubicle pre-fabricated bathroom.



updated 2022

1 Team North

Sales representative:

Siegfried Lang

Phone: +49 6441 97 72-29

Mobile: +49 1 63) 4 97 72 00

E-Mail: ad3@grumbach.net

Zip code area: 0 complete,
1 complete, 2 complete,
30-34, 37-39, 4 complete,
50-52, 57-59



Technical advice:

Christopher Jung

Bachelor of Engineering

Phone: +49 6441 97 72-52

E-Mail: ch.jung@grumbach.net

Karl Grumbach GmbH & Co. KG

Breitteilsweg 3 · 35581 Wetzlar
GERMANY

Phone +49 6441 97 72 0

Telefax +49 6441 97 72 20

www.grumbach.net

grumbach@grumbach.net

1 Team South

Sales representative:

Jörg Grumbach

Phone: +49 6441 97 72-19

Mobile: +49 1 63 4 97 72 01

E-Mail: ad1@grumbach.net

Zip code area: 53-56,
6 complete, 7 complete,
8 complete, 9 complete



Technical advice:

Jan-Niclas Münch

Bachelor of Engineering

Phone: +49 6441 97 72-53

Mail: j.muench@grumbach.net

Grumbach – is near you



Karl Grumbach GmbH & Co. KG

Breiteilsweg 3 · 35581 Wetzlar

GERMANY

Phone +49 64 41 97 72 0

Telefax +49 64 41 97 72 20

www.grumbach.net

grumbach@grumbach.net

Distributed by: