

■ Combi Drain Type I for ventilation *and* Drainage

NEW!

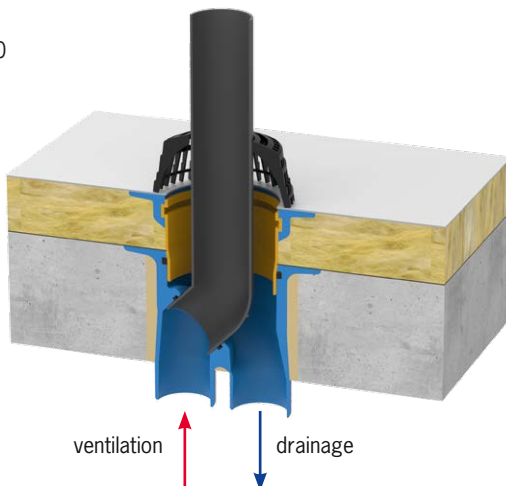


One hole for drainage and ventilation

The lesser the holes, the better the roof. This is why the combination drain has been used in many roofs for over 30 years!

Installation example: Ventilation and drainage

Combi drain DN 100 with extension element in an insulated roof, for simultaneous ventilation and drainage in the warm roof.



Combi drain made of PUR

allows down pipe ventilation and drainage through one roof lead-in; heat insulated, CFC-free, with pebble trap, combi seal for flange pressing/back flow prevention, clamp flange and ventilation pipe DN 100.

Extension element heat insulated, CFC-free, with clamp flange and flange press seal. Suitable for combi drain.

Combi drain Type I: two become one

Rain and drain pipes are placed side by side up to the roof and require two holes to be made in the roof for drainage and ventilation.

To be able to save drilling through the roof a second time, Grumbach offers the **combi drain type I**. The rainwater flows through the drain as usual. The second pipe, which is fed through the drain pot, ventilates the sanitary drain pipe. The combi drain is kept ice free in winter by rising gases.

Result: there is no need to make and seal a second hole in the roof and no supplementary heating is required.



Dimension | Art. No.

**Combi drain type I
made of PUR**

vertical:
DN 100/100 **3220**

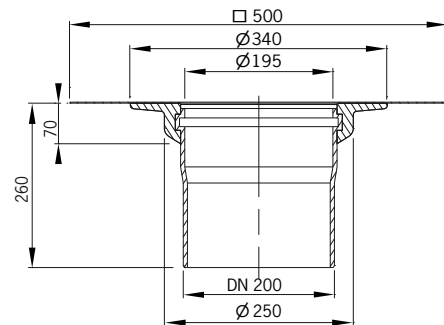
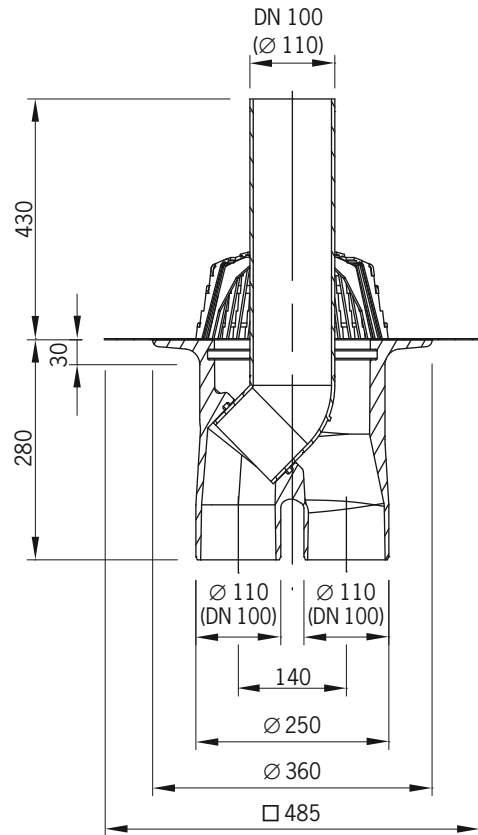
Drainage capacity*:
9,4 l/s (35 mm)

**Extension element
made of PUR**

DN 200, 12 up to 23 cm
3084

NEW!


Technical Data



Drainage capacity in l/s at accumulation height in millimeters

Accumulation height	15 mm	25 mm	35 mm	45 mm	55 mm	65 mm
Drainage capacity	3,0	5,9	9,4	14,1	16,9	18,0

*Drainage capacity acc. to DIN EN 12532 in l/sec (accumulation height in millimeters)